ROYAL MODEL
DIORAMA ACCESSORIES

ITEM NO. 437

MICRODETAILS SET
1/35 Scale

Panzer III-IV Tools & Holders

For best results in the assembling of photo-etched and resin parts use cyanoacrylate glue. Always remember to use cyanoacrylate glue in a well ventilated area. Before assembling be sure to remove all the parts to be substituted with photo-etched parts. It is advisable before assembling to study well the instructions which accompany this kit plus any other sufficient documentation. It is advise to heat the metal parts before glueing, once the metal is hot it will be easier to bend.

Bracket A
(Model till 1943)

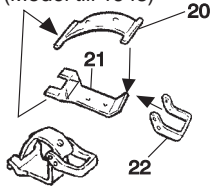

Bracket B
(Model 1943-45)

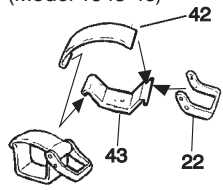

Engine starter

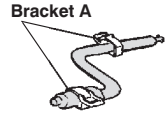

Crowbars

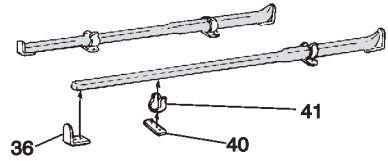

Hand axe

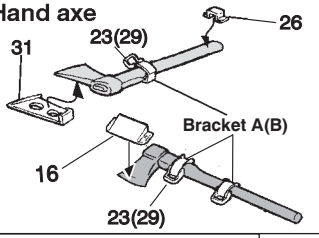

Wire cutter

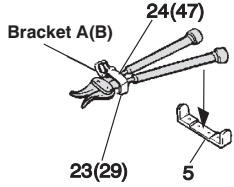

Track tool

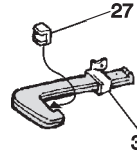

Wrench

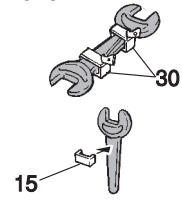

Track tension adjiusting tool

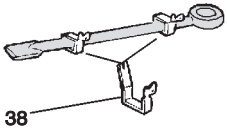

Jack Rest Block

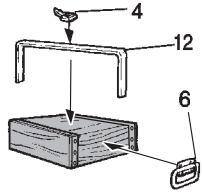

Extinguisher

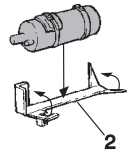

Jack Rest Block

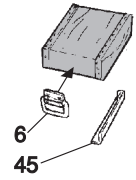

Hammer

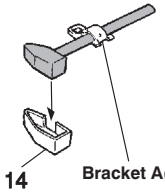

Crowbar

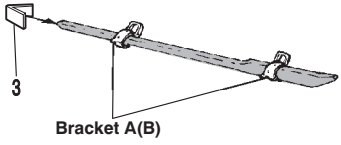

Shovel

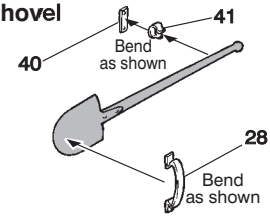

Shovel

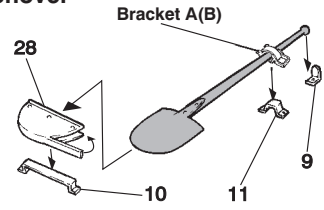

Cleaning rods

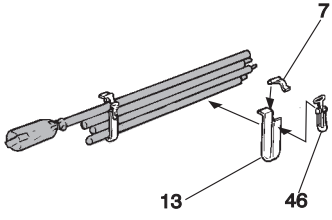

Cleaning rods

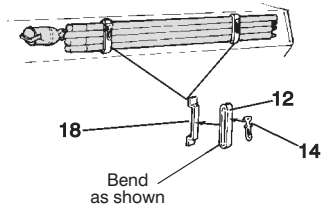

Jack Rest Block

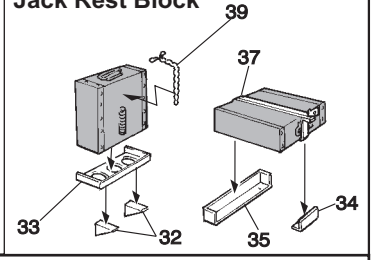

ROYAL MODEL - PO BOX 25 - 95039 TRECASTAGNI (CT) ITALY Tel. +39 95 780 0707-Fax +39 95 780 99 11
E-mail: info@royalmodel.com - Internet: www.royalmodel.com
©(2006) ROYAL MODEL